



This is the original Tick Twister®

Created by a veterinarian in France, the tick twister is known worldwide as the proven best tick removal tool on the market. US Patent #5876409

How does Tick Twister® work?

There are two very important ways Tick Twister® works:

- 1. The tick's body is not compressed while detaching it from the skin.**
Squeezing or crushing the body of the tick may force infective body fluids through the mouthparts and into the wound site.
- 2. The tick is rotated instead of pulled.**
When ticks bite, they insert their long, central mouth-part (called the hypostome) into the skin. The hypostome is covered with sharp, backward-facing barbs (similar to a harpoon) which help keep the tick firmly attached while feeding. The twisting motion of the Tick Twister® removes the tick while keeping the tick's mouth-parts intact. Pulling on a tick with ordinary tweezers can leave the mouth-parts embedded in the skin.

IMPORTANT: Contrary to popular belief - DO NOT apply substances such as petroleum jelly, finger nail polish, finger nail polish remover, repellents, pesticides, or a lighted match to the tick while it is attached. These materials are either ineffective, or worse, might agitate the tick and cause it to force more infective fluid into the wound site.

Tick Twister® is the safest and easiest way to remove ticks.

CSM West
1334 W. 9th St
Upland, CA 91786

(909)930-1483 Phone
(909)235-4793 Fax
john@csmwest.com


Ticks are a health threat.

If you live, work or play in any area where ticks live, you could be at risk for contracting diseases such as Lyme Disease. Cases of Lyme disease have been reported by nearly every state in the United States, but the disease is concentrated in the east coastal states, the north central states, and northern California. Connecticut, Rhode Island, New York, New Jersey, Delaware, Pennsylvania, Maryland, and Wisconsin account for about 90% of all cases. Hunting, fishing, camping, hiking, playing outdoor sports, and gardening could bring you, your family and/or your pets in contact with ticks. **What would you do if you found a tick latched onto yourself or a loved one?**

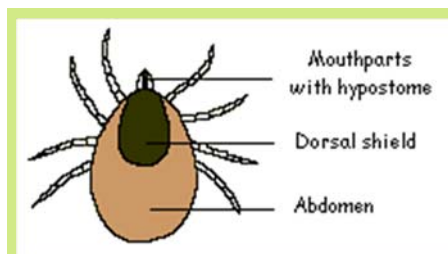
You need Tick Twister®!

There are a number of different types of tick found in the USA including the Wood tick, Dog tick, Relapsing fever tick, Pajaroello tick, Deer tick, Black-legged tick and the Lone star tick. Tick Twister® is THE most efficient set of tick removal tools for removing ticks, any location on people and animals such as dogs, cats and horses:

- Without leaving the mouth-parts of the tick implanted in the skin
- Without compressing the abdomen of the tick, minimizing the transfer of infectious agents (Lyme disease, Babesiosis, etc.)
- Removed in a few seconds, without pain

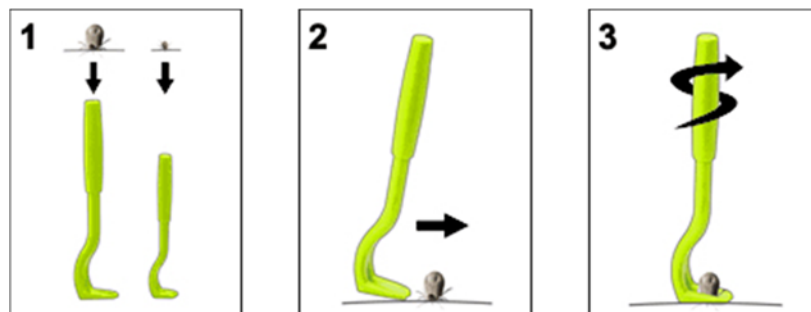


Near actual size, left to right, of larva, nymph, adult male, adult female, and engorged adult female Ixodes ticks, and adult male and female Dermacentor ticks.



Tick Anatomy

How to Use Tick Twister® to Remove a Tick:



1. Select the correct sized tool according to the size of the tick - the large hook for medium and large ticks or the small hook for small and very small ticks.
2. Hold the handle between your thumb and index finger and slide the fork end of the tool toward the tick until it is caught between the prongs.
3. Lift the tool very lightly and rotate in either direction several (2-3) turns. You will feel when the tick has released its mouth-parts and it is safe to pull up on the tick and Tick Twister®.